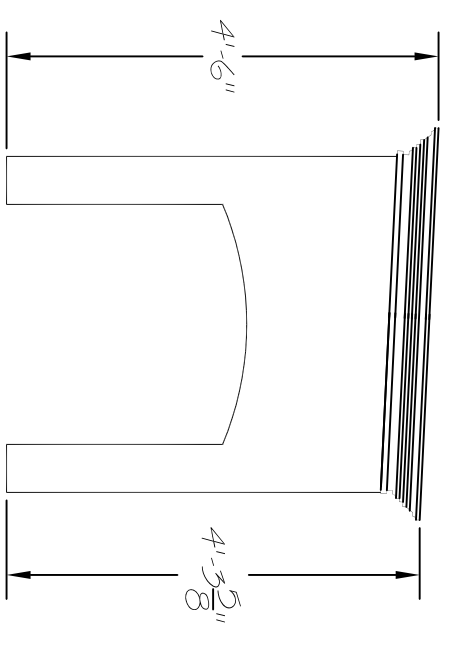
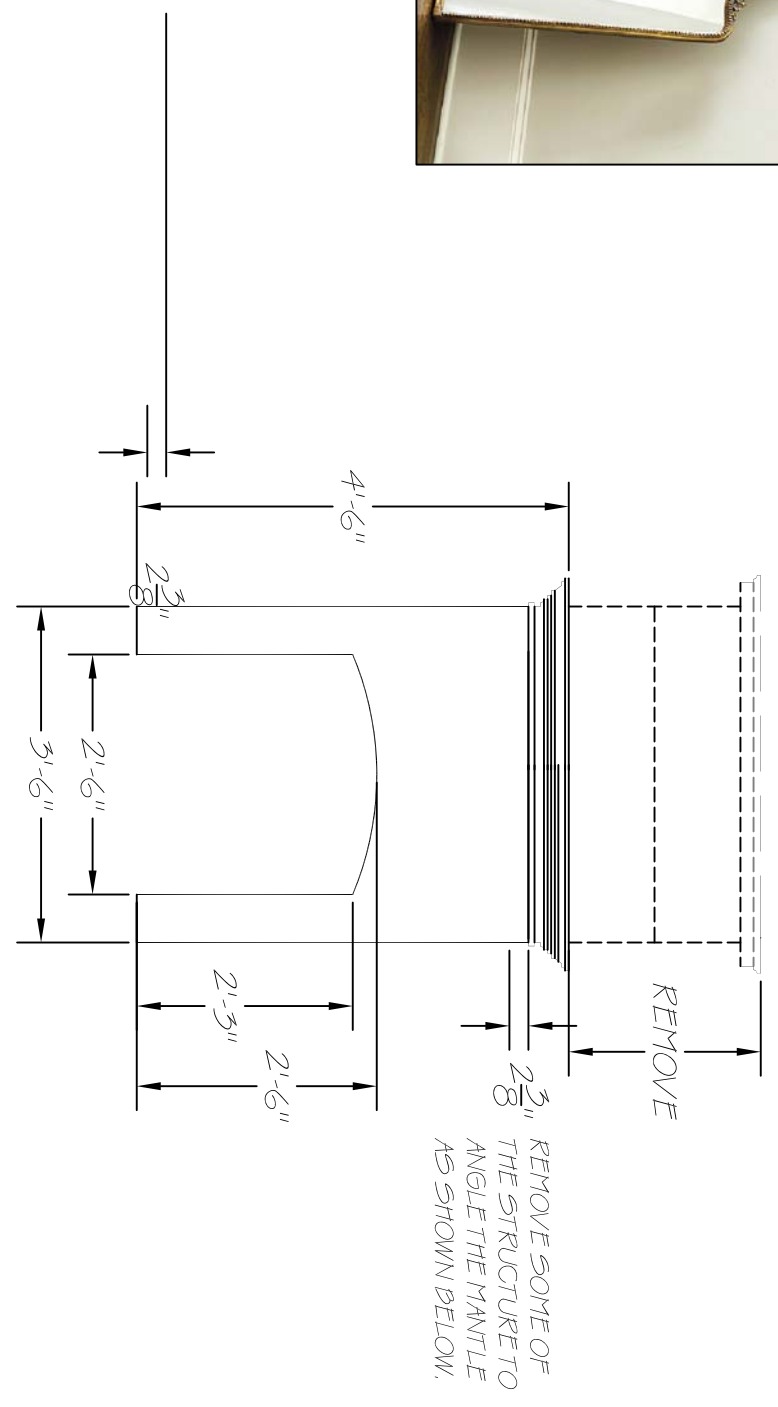

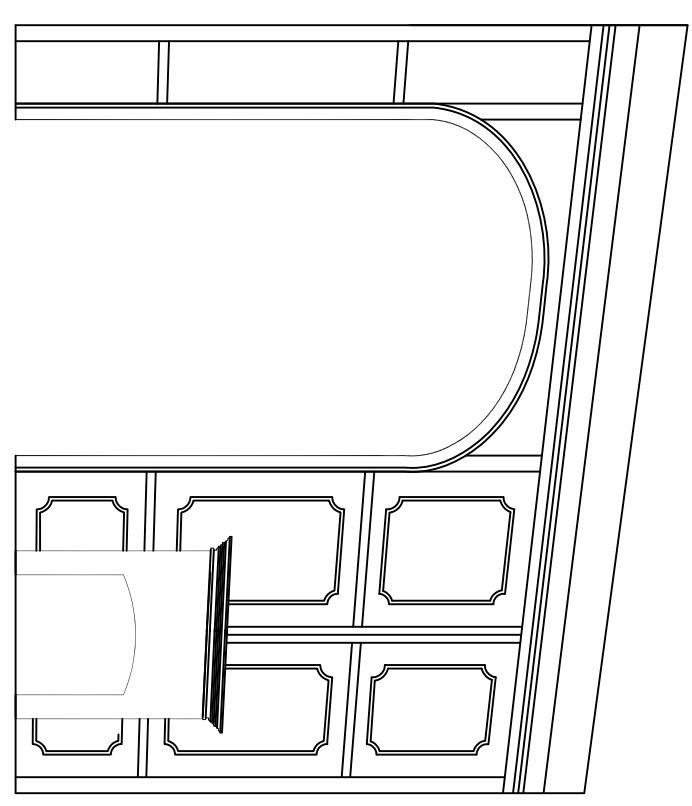


1. ESTABLISH A RIGID FRAME FOR THIS USING EITHER LAYERED PLYWOOD OR STEEL. THE OUTER FRAME MUST BE INFLEXIBLE, WITHOUT A THRESHOLD. IT MIGHT BE SEVERAL LAYERS OF 3/4 PLYWOOD, OR IT MIGHT HAVE A UNISTRUT OR TUBE-STEEL BASE FRAME.

WE WILL DRESS IT AND MAKE IT LOOK LIKE ELABORATELY CARVED WOOD. WE CAN ADJUST TO ACCOMMODATE STRUCTURAL SHAPE NEEDS.



SAME LAMP POST AS IN MARY POPPINS.



THIS IS THE SAME FIREPLACE THAT IS USED IN THE MARY POPPINS NURSERY. REMOVE THE UPPER MANTLE. LOWER THE SL END OF THE MANTLE AS SHOWN SO THAT IT MATCHES THE PERSPECTIVE IN THE WALLS.

PLYMOUTH STATE UNIVERSITY A CHRISTMAS CAROL BY PAUL MROCOZKA DIRECTED BY FRAN PAGER SET DESIGN BY MATT KIZER TECHNICAL DIRECTOR: BOB BRUEMMER SET PROPS SCALE: 1/2" = 1'-0"	PLATE NO. 5 OF 7 DFT: MK 10*07*18
---	---