

WHITE VOILE PANELS LINESSET IS THESE ARE SHOWN AS BRWNE FABRIC 8 YARDS LONG EACH THIS ALLOWS THE TOP TO TRIM AT ABOUT 10 YARDS. THE SWAGS WILL BE MADE USING 24 YARDS OF WHITE VOILE. THE SWAGS SHOULD BE MOSTLY SMOOTH WITH SLIGHT AMOUNTS OF SWAG AS SHOWN. IT IS ASSUMED THAT PICKLINES WILL BE VISIBLE. PLEASE KEEP THEM MODEST. THE LINE, MONOPLACEMENT, OR THIN BLACK ARCADEANT CABLE ARE PREFERRED.

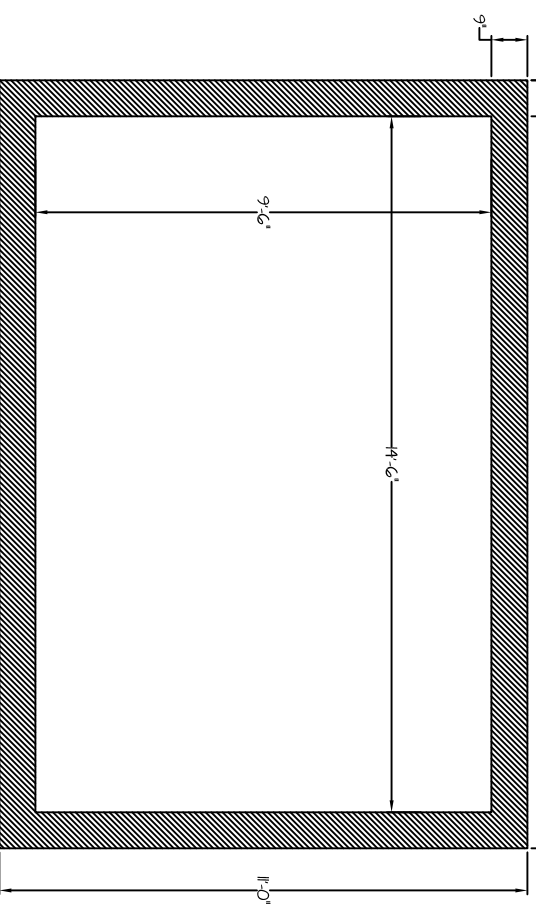


THIS IS APPROXIMATELY WHERE THE MATERIAL TOUCHES THE DECK

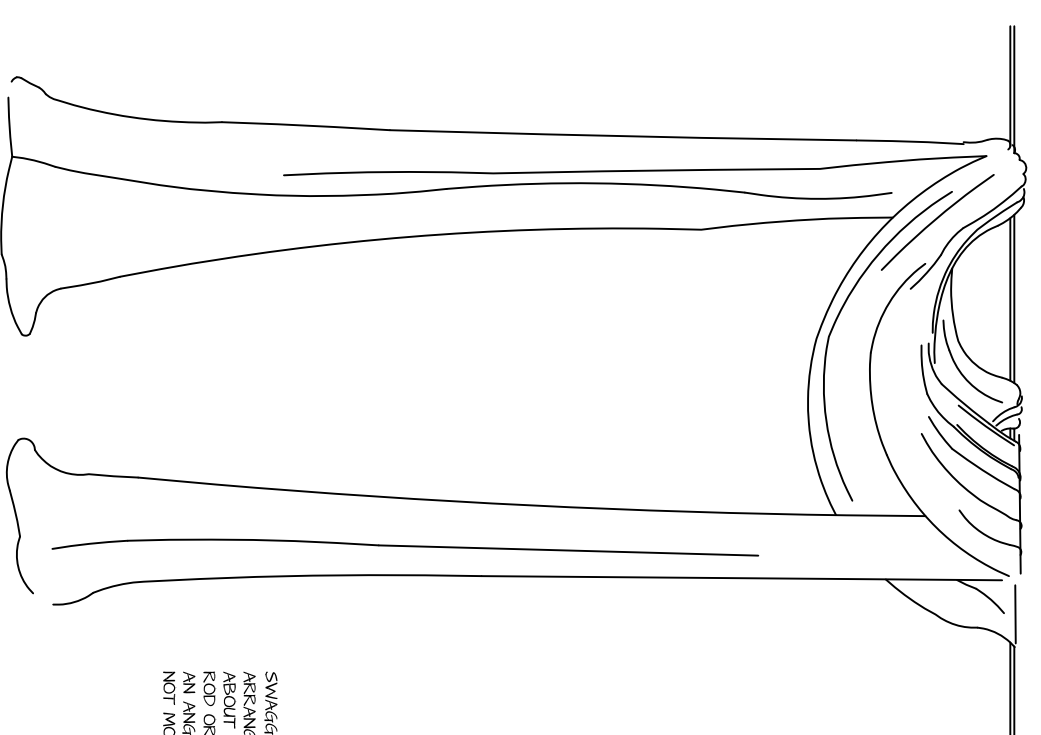
CUT PORTAL ON PROSCENIUM. THIS PORTAL IS OBTANGULOUE. IT IS COMPOSED OF A SWAGED HEADER AND TWO LEGS. THE HEADER CAN BE MADE OF MORE THAN ONE PIECE. IT IS ALL ONE PIECE. THE LEGS CAN BE MADE OF MORE THAN ONE PIECE. IT IS ALL ONE PIECE. THE LEGS SHOULD BE AT LEAST 18 INCHES LONG AS THE BREAKS ARE REGULARLY SWAGED. USE NETTING AS NEEDED TO KEEP THE SWAGE. THE LEGS ARE AN EXTRA SIX FEET LONG SO THAT THEY FLOW ACROSS THE APRON. THESE PARTS CAN BE SECURED TO THE APRON FOR SAFETY AT THE TDS DISCRETION.



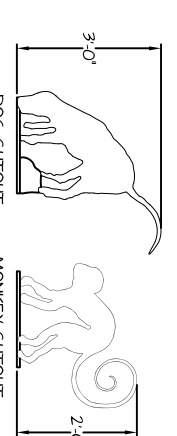
THIS CORNICE IS SHOWN AT 9" TALL. IF CHANGING TO A DIFFERENT HEIGHT, THE CORNICE SHOULD BE 9" TALL TO THE CORNER. THE CORNICE SHOULD BE MADE OF 1/2" POLYWOOD. THE CORNICE SHOULD BE PAINTED TO MATCH THE ELEMENTS IN THE PAINTING. GATORBOARD, 1/2" POLYWOOD, OR SIMILAR LIGHT REID MATERIALS ARE RECOMMENDED.



PICTURE FRAMES BUILT TWO (2) OF THESE. ONE IS GREEN AND FLESCH ON LINESSET. THE SECOND IS BUILT WITH COMPLETED WHITE FRAME ON CORNICE.



SWAGGED VOILE LINESSET 16' ARRANGE TWO (2) OF THESE AS SHOWN IN THE RENDEZVOUS. EACH IS ABOUT 24 YARDS OF WHITE VOILE. INCORPORATE BLACK FIVE OR CLOSET AN ANGLED ROD OR TWO RODS RIBBED AT PRESENT HEIGHTS. THESE DO NOT MOVE DURING THE SHOW AND ARE DECORATIVE ONLY.



THESE CUTOUTS NEED BASES TO ALLOW THEM TO BE EASILY SET IN PLACE. THE BASES SHOULD BE MADE OF 1/2" POLYWOOD. THE BASES WILL BE PAINTED TO MATCH THE ELEMENTS IN THE PAINTING. GATORBOARD, 1/2" POLYWOOD, OR SIMILAR LIGHT REID MATERIALS ARE RECOMMENDED.

JAMES MADISON UNIVERSITY
SUNDAY IN THE PARK WITH GEORGE

DIRECTED BY KATE ARECCHI
SCENIC DESIGN BY MATT KIZER
TECHNICAL DIRECTOR: LINDSEY KELLEY
ELEVATIONS
SCALE: 1/4" = 1'-0"

PLATE NO.
3 OF 3
DFT: MK
5/26/23