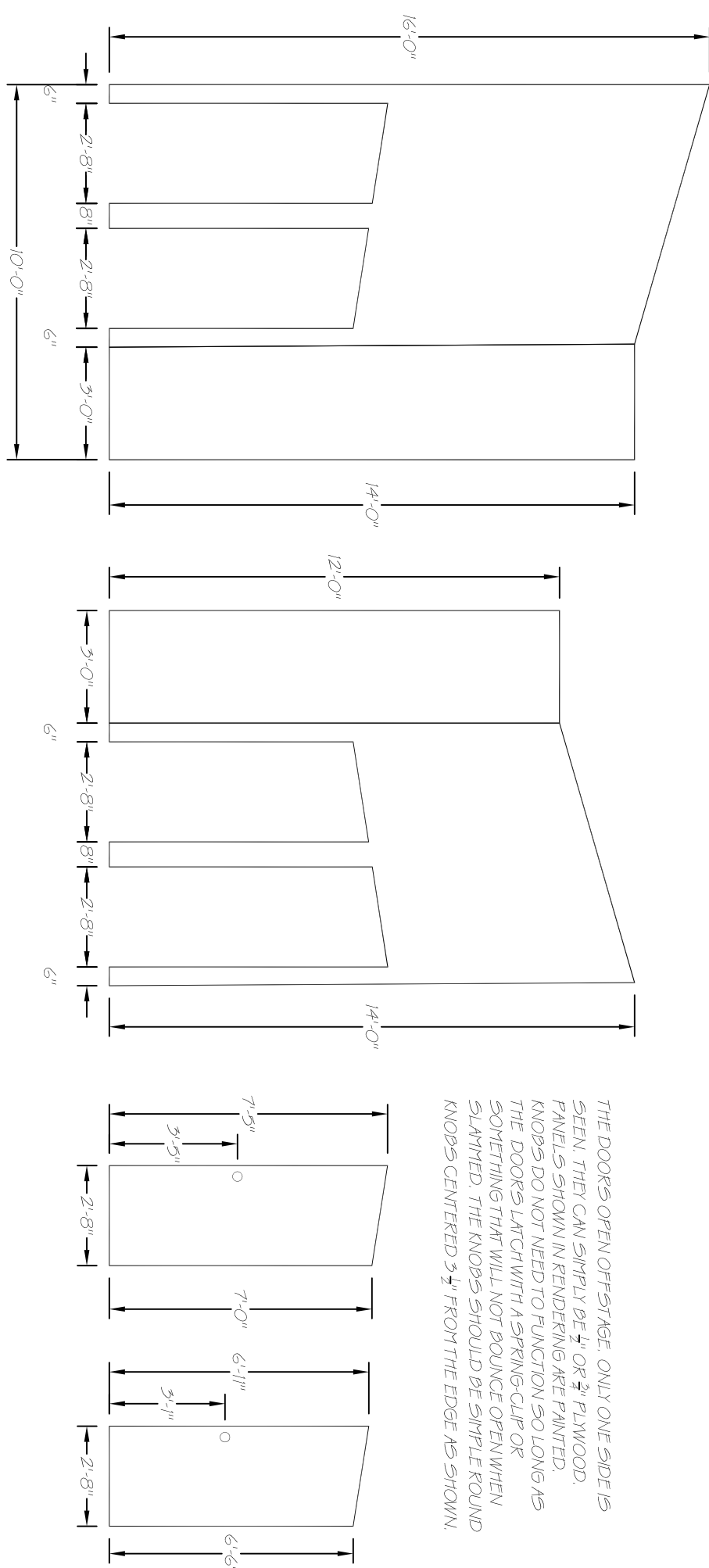
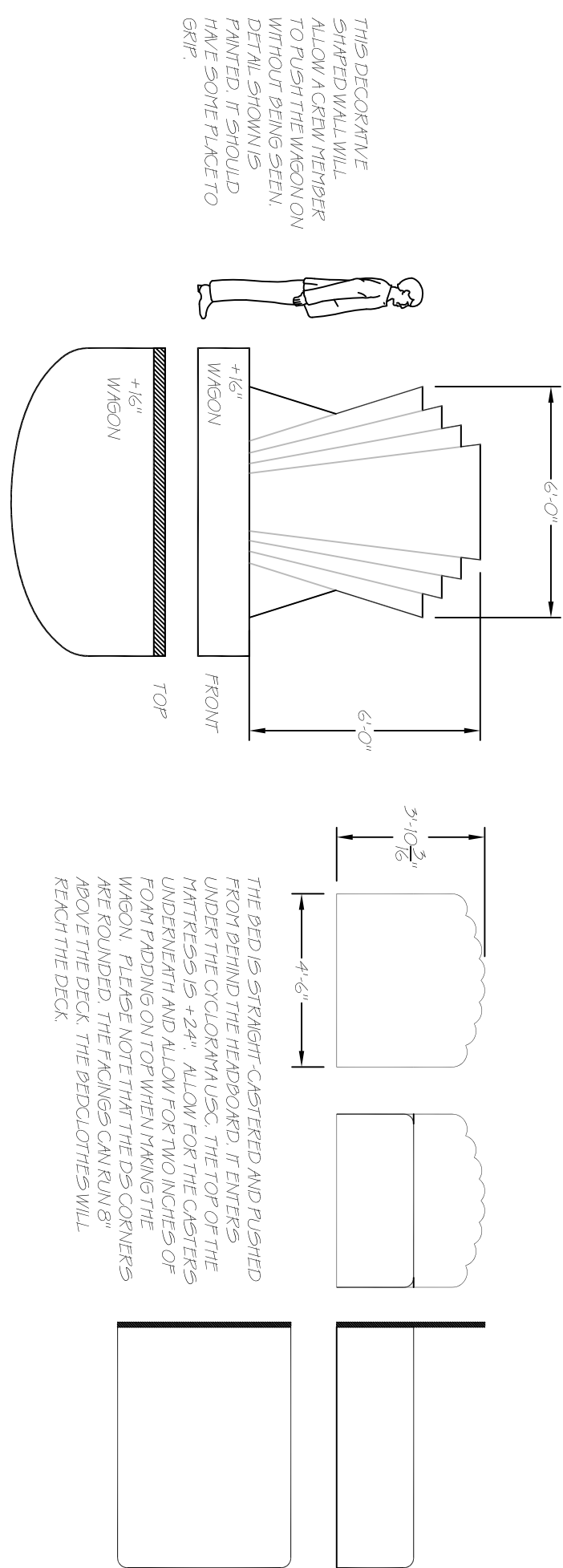


TOWERS MAY BE FREE STANDING OR THEY CAN BE
 RIGGED TO LINES SET WITH THE PROPOSED TIE JOINT
 ON THE DECK AND DO NOT FL.

THE MAIN TOWER HERE INCLUDES A DOUBLE
 WINDOW WITH A SHADOW LINE. WE SHOULD DO OUR BEST TO MAKE THIS SMOOTH
 THERE ARE PAINTED SHADOWS THAT WILL CREATE
 THE ILLUSION OF DIMENSIONALITY.

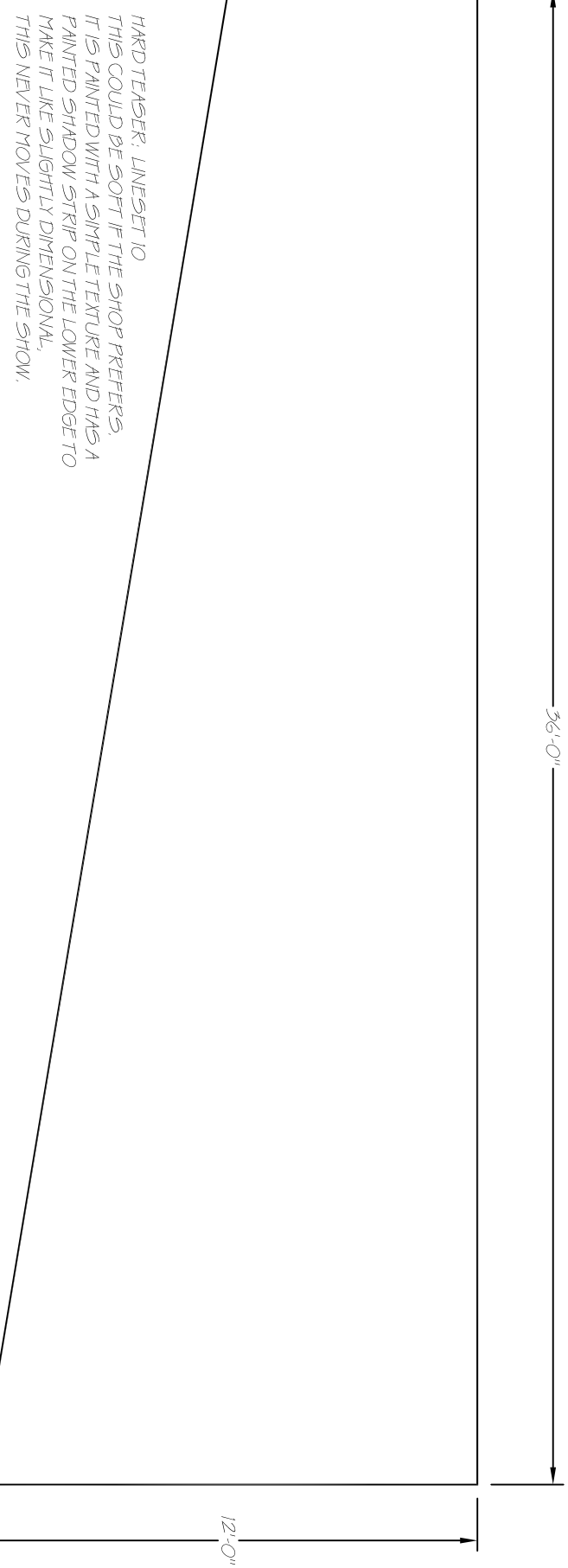


THE DOORS OPEN OFF TO ONE SIDE IS
 SEEN THAT CAN SIMPLY BE 4' OR 5' PLANK
 WHICH SHOWS IN EXTERIOR AND INTERIOR
 THE DOORS ARE WITH A SPRING CAP OR
 SCOTTING THAT WILL NOT BOUNCE OPEN WHEN
 SHUTTED. THE ROOF SHOULD BE SIMPLE WHEN
 ROOF IS CENTERED 2' FROM THE DOOR TO SHOW



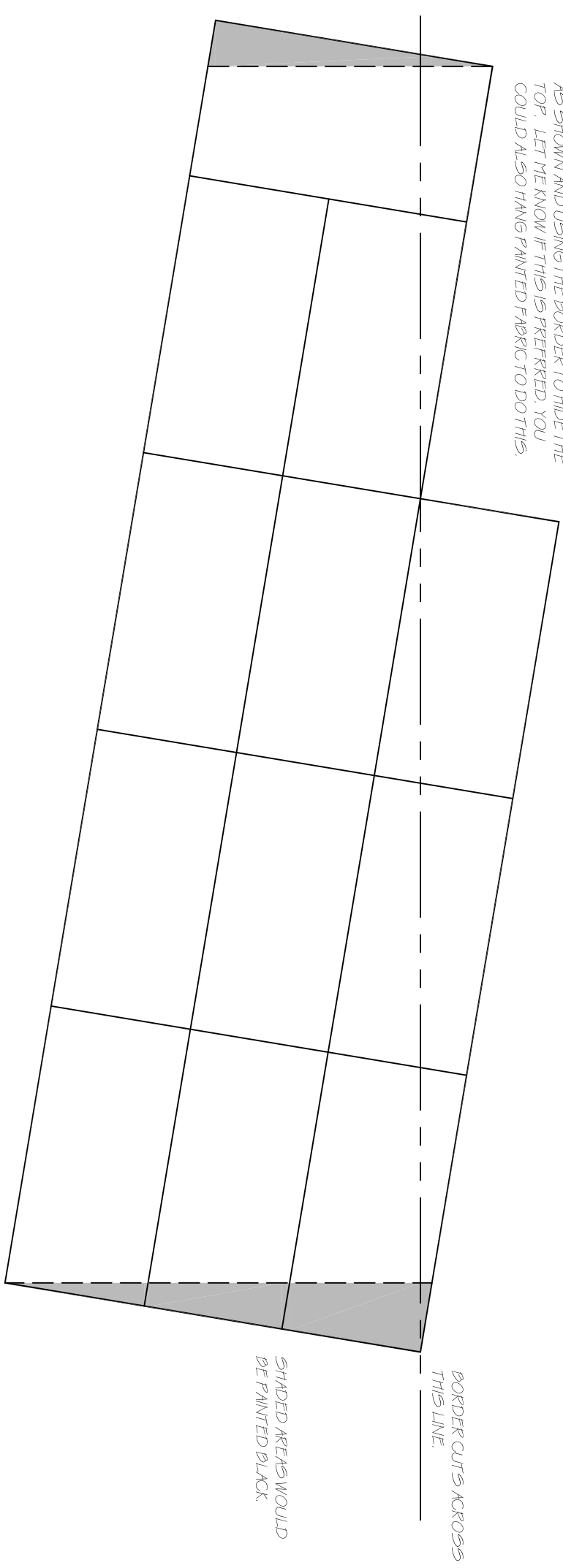
THIS DECORATIVE
 SHADOW WILL BE
 TO RESIST THE WINDOW
 WITHOUT BEING SEEN
 DETAIL SHOWN IS
 THAT SOME FLUCT TO
 BEP

THE BED IS STRAIGHT CENTERED AND ROUNDED
 UNDER THE CIRCUMFERENCE. THE TOP OF THE
 HITCHES IS 4'-2\"/>



HAND TRAILER. LINEART TO
 THIS COULD BE SORT IF THE SNOW PRETENDS
 IT IS PAINTED WITH A SIMPLE TITLUE AND THE A
 PAINTED SHADOW STRIP ON THE LOWER EDGE TO
 THIS WOULD BE PAINTED DURING THE SNOW.

HAND TRAILER. ALTHOUGH POSSIBLE
 THE BUILDING SHIRT USING STOCK FLATS OR
 FULL SHEETS OF MATERIAL. WE CAN KINDLE THE
 SHIRT LOOK ON STAGE BY THINKING IF AN ANGLE
 TOP. LET THE NOW IT IS PREFERRED YOU
 COULD ALSO HANG PAINTED FABRIC TO DO THIS.



PLYMOUTH STATE UNIVERSITY
Lucky Stiff
 DIRECTED BY ELIZABETH DALY
 SET DESIGN BY MATT KIZER
 TECHNICAL DIRECTOR HEATHER MANFREDI
 ELEVATIONS
 SCALE: AS PRINTED OR 1/4"=1'-0"

PLATE NO.
3 OF 4
 DTF: MK
 7+17+24